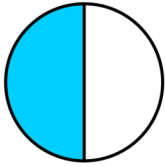
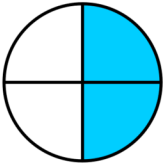

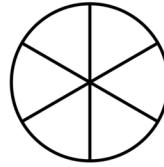
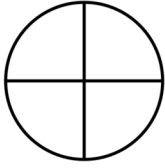
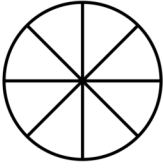
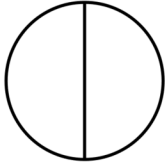
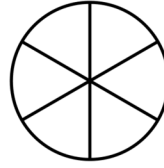


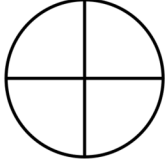
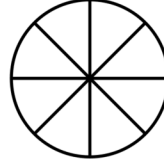
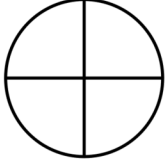
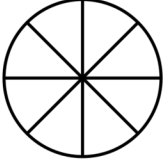
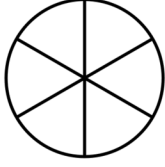
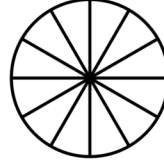
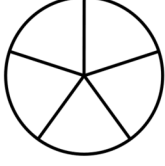
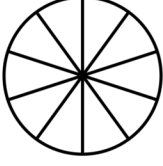
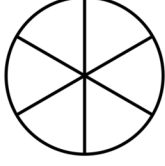
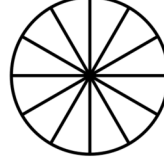


Date: \_\_\_\_\_

Name: \_\_\_\_\_

## Equivalent Fractions (Circles) - Sheet 1

Shade the diagrams to make equivalent fractions. The first one is done for you.

1)  =  $\frac{1}{2} = \frac{2}{4}$	2)  =  $\frac{1}{3} = \frac{2}{6}$
3)  =  $\frac{3}{4} = \frac{6}{8}$	4)  =  $\frac{1}{2} = \frac{3}{6}$
5)  =  $\frac{2}{3} = \frac{6}{9}$	6)  =  $\frac{3}{4} = \frac{6}{8}$
7)  =  $\frac{1}{4} = \frac{2}{8}$	8)  =  $\frac{5}{6} = \frac{10}{12}$
9)  =  $\frac{2}{5} = \frac{4}{10}$	10)  =  $\frac{1}{6} = \frac{2}{12}$